







1. The pictograph given below shows the number of students in a library, reading different kinds of books.

Story	
Comics	
Magazine	
Novels	
Poetry	

one  represents 2 students.

Read the pictograph and answer the following questions.

(a) How many students are there in the library?

.....  
 .....

(b) What is the difference between the number of students reading comics and those reading novels?

.....  
 .....


(c) Which type of books is read by the maximum number of students?

.....  
 .....

(d) Which type of books is read by the least number of students?

.....  
.....

2. A quiz competition was held in XYZ school. The bar graph given below shows the top four scorers of the competition. Read the bar graph and answer the questions.



(a) Who gave the most number of correct answers?

.....  
.....

(b) Who scored more : Meenakshi or Ajit?

.....  
.....

(c) How many correct answers did Yash give?

.....  
.....

(d) What was the total number of correct answers?

.....  
.....